

# ChemGrout® CG-500 Versatile Series

The CG-500 Series are balanced systems that enable high volume production and continuous mixing for a broad range of applications.

**CG500/2C6/A**  
**Air Powered**



Specially designed mix tank provides high shearing action for thorough and complete particle wetting, producing superior grout.

For grouting tunnels, shafts, dams, mines, void filling, tiebacks, piling encasements, rock grouting & wells.

Mixes & pumps neat cement or cement/sand grouts. Mixing & pumping all on one skid for fast mobilization.

Maximum output 20 gpm (76 lpm). Maximum pressure 174 psi (12 Bar), optional 261 psi (18 Bar).

Two 70 gallon (265 liter) mixing tanks & a 15 gallon (57 liter) holding hopper allows continuous production.

Power options include air, hydraulic, electric/hydraulic gas/hydraulic & diesel/hydraulic.

**ChemGrout®**  
Widest Selection of Grouting Equipment in the World

## Versatile Series – High Output, Continuous Operation

Highly versatile, the CG-500 handles a broad range of grouting applications including tunnels, shafts, dams, plant maintenance and geotechnical works. The unique twin mix tank design permits continuous pumping as each tank alternates feeding the hopper. This non-stop pumping process maximizes the batching of materials such as neat cement, sand/cement, and most commercial pre-bagged grouts.

Two high-capacity 70-gallon mixing tanks, pump, and 15-gallon holding hopper are all mounted on a single skid for quick, easy set-up and immediate operation. The holding hopper includes an internal auger that keeps the material thoroughly mixed while supplying the pump.

The open throat grout pump features a non-pulsating positive displacement rotor-stator that provides a constant discharge of materials. This progressing cavity pump is variable speed with an output of up to 20 gpm with a standard maximum pressure of 174 psi (261 psi optional).



**CG-500GH**  
Gas/Hydraulic

## Specifications


CG500 Pump	2C6	3C6
Pump	open throat, non pulsating	
Maximum Output	20 gpm (76 lpm)	
Maximum Pressure	174 psi (12 Bar)	261 psi (18 Bar)

CG500 Power	Required	Weight	Size
Air	250 cfm, 100 psi	1100 lbs	88L X 34W X 58H
Hydraulic	12 gpm, 1200 psi	1050 lbs	88L X 34W X 58H
Electric/Hydraulic	*3 Phase only	1550 lbs	88L X 34W X 58H
Gas/Hydraulic	Self contained	1425 lbs	88L X 34W X 58H
Diesel/Hydraulic	Self contained	1625 lbs	100L X 34WX 58H

\* Several voltages available

## Industries


Tunneling	Well Drilling	Geotechnical
Construction	Mining	Municipal
Restoration	Highway	




New high-strength aluminum alloy progressing cavity pump with quick access cleanout port.

## Accessories


**Grout Hose.** Equipped with quick disconnect fittings. Available in 25 and 50 foot lengths.



**Water Meters.** Available in manual or automatic. Accurately measures the water for each batch.



**Diaphragm Protected Pressure Gauge.**



**Mechanical Surface Packer.** Equipped with shut-off valve and a quick disconnect fitting.

## Applications include:

Soil compaction, rock grouting, void-filling, waterproofing, soil anchors, cable bolts, rock bolts, well encasements, contact grouting, well abandonment, marine/underwater, post tensioning, precast, machine base installation, self-leveling floor underlayments, slab undersealing and slabjacking.

# ChemGrout®

Widest Selection of Grouting Equipment in the World